

-ab Word Family List

blab

gab

stab

cab

grab

tab

crab*

jab

prefab

dab

lab

taxicab

drab

nab


fab

scab


flab

slab

Cut and Paste: ab



cab		lab	
grab		lab	
blab		crab	



Name _____

Say the name of each picture. If the picture belongs in the -ab family and rhymes with **crab**, add -ab to finish writing the word.



cr



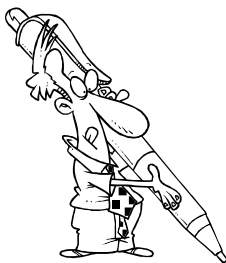
sh



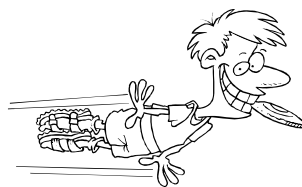
l



g



p



gr



c



l



b

Name _____

Look at the picture in each box. Circle the word that matches the picture. Write the word on the lines.

1.



cab

cub


2.



lube

lab


3.



crib

crab

4.



grab

grub













5.



gab



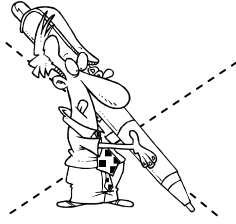

gob

X's and O's


Directions for teacher/parent: Students circle each picture that ends with the *-abt* rime. They make an x on each picture that does not end with the *ab* rime.

More X's and O's



Directions to teacher/parent: Students circle each picture that ends with the *-ab* rime and write the word in the box. If the picture does not end with the *-ab* rime, students make an x over the picture.

Say the name of each picture. Read the words and circle the word that names the picture. Write the word underneath the picture. Make a picture for the last two words.



grab grub



crack crab



nab nag



lap lab



blip blab



gab gob




lab lad

grab

gab


ab See, Say, Spell and Write




Three horizontal lines for handwriting practice: a solid top line, a dashed middle line, and a solid bottom line.



Three horizontal lines for handwriting practice: a solid top line, a dashed middle line, and a solid bottom line.



Three horizontal lines for handwriting practice: a solid top line, a dashed middle line, and a solid bottom line.




Three horizontal lines for handwriting practice: a solid top line, a dashed middle line, and a solid bottom line.



Three horizontal lines for handwriting practice: a solid top line, a dashed middle line, and a solid bottom line.

blab



Alphabet Avenue

Place the words below in alphabetical order.

1.

7.

2.

8.

3.

9.

4.

10.

5.

11.

6.

12.

tab
nab


blab
crab

grab
jab

cab
lab

dab
drab

scab
slab



Cloze the Gap! (ab)

Read the following sentences, saying the word "crab" when you come to a blank space. Use words from the *ab* family to fill in the blanks and make sense. Reread your sentences to double check your choices! Some words are used twice!

1. Did you find a _____ at the beach?
2. Some people take a taxi _____ to the airport.
3. Our new dog is a golden _____.
4. My mom says that it's not nice to _____ things.
5. May I have a _____ of butter for my bread?
6. Ouch! My knee has a _____ on it!
7. Sometimes you have to pull a _____ in pop-up books.
8. When I talk a lot, Mom says that I have the gift of _____.
9. Don't _____ and tell our secret!
10. _____ is short for fabulous!
11. The _____ of a big truck is hard to get into!
12. My dad works in a science _____.

Word Bank

blab

dab

grab

scab

cab

fab

lab

tab

crab

gab

Simple Sentences (ab)

Word Bank

lab

crab

cab

lab

Name _____

Read each sentence below, saying the -ab picture names as you read. Rewrite the sentence and change each picture to a word. Illustrate the sentences on the back of your paper.

1. We took a



to the



2. A



lives in the sand.

3. Sam has a



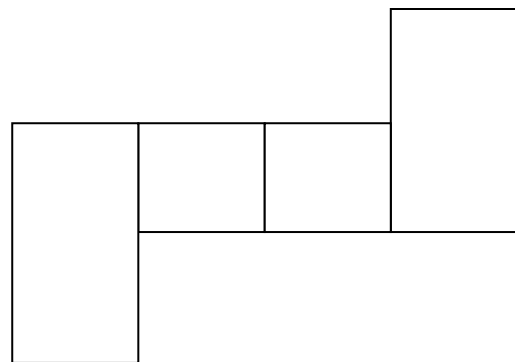
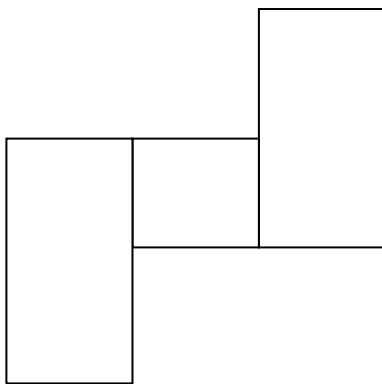
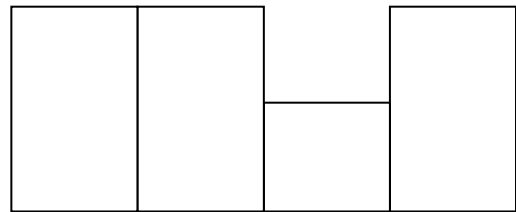
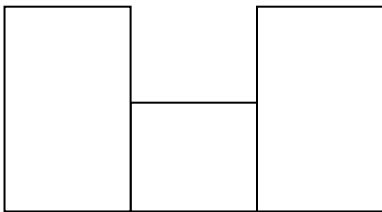
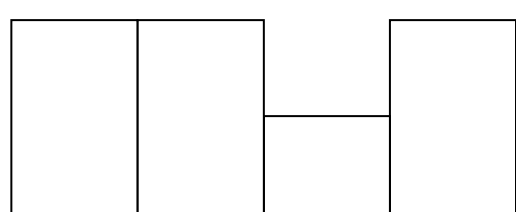
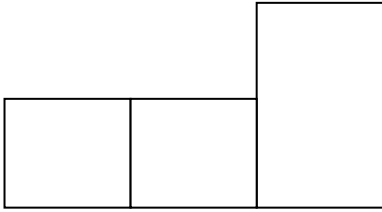
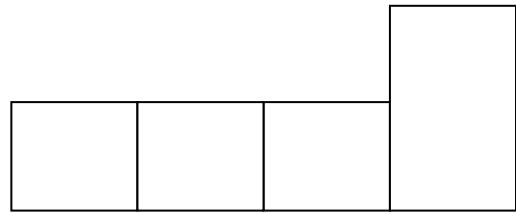
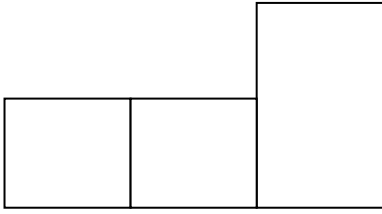
named Gabby.

Score With Scrabble!

SCORE

B ₃	L ₁	A ₁	B ₃		
C ₃	A ₁	B ₃			
C ₃	R ₁	A ₁	B ₃		
D ₂	R ₁	A ₁	B ₃		
F ₄	L ₁	A ₁	B ₃		
G ₂	A ₁	B ₃			
G ₂	R ₁	A ₁	B ₃		
J ₈	A ₁	B ₃			
L ₁	A ₁	B ₃			
N ₁	A ₁	B ₃			
S ₁	C ₃	A ₁	B ₃		
Total					

Configuration Station: ab




Word Bank

blab
grab


jab
flab

cab
lab

crab
nab



Definition Derby








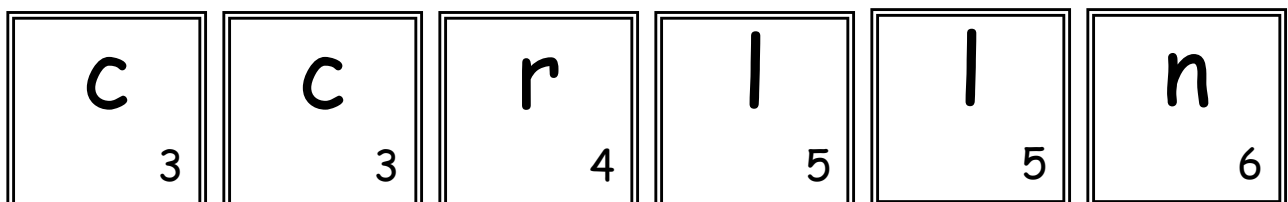
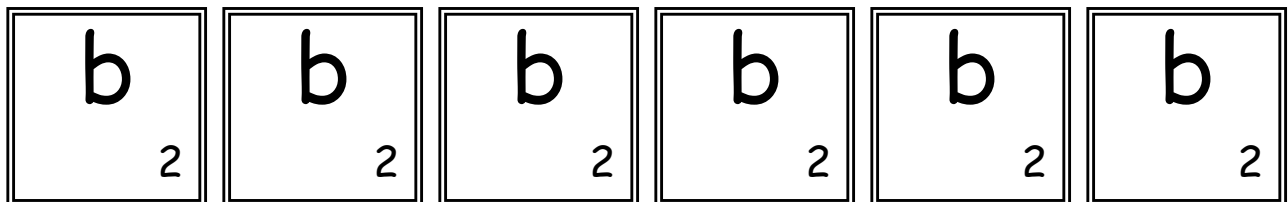
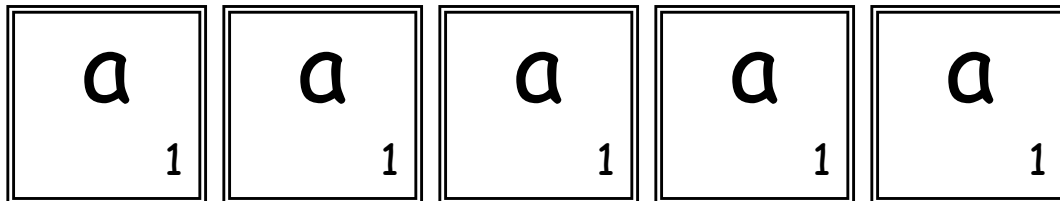
Read each -ab family word in the first column. Find the correct definition and write the matching letter next to the word (see sample). Write each word in a sentence.

Word		Sentence	Definition
1. blab	d	<i>Please don't blab about this to anyone.</i>	a. pat or touch lightly; a little bit
2. cab			b. to gash or puncture with a sharp object like a knife
3. crab			c. a tag or a label
4. dab			d. tell tales; gossip; spread rumors
5. drab			e. to take into custody
6. flab			f. a crust that forms over a sore
7. grab			g. fat or too much weight
8. lab			h. taxi; the enclosed part of a truck
9. nab			i. a short form of the word "laboratory;" a gold colored dog
10. scab			j. dull or colorless; plain
11. stab			k. an animal that lives in a shell; a grouch
12. tab			l. to take hold of suddenly; to seize or grab


What's it Worth? (ab)

(cut, spell, glue and add)



ab Word Search



c	r	a	b	e	v	o	f	a	b
a	i	v	l	a	b	x	l	q	w
b	w	h	i	e	k	o	a	k	s
x	g	a	b	m	d	a	b	x	c
o	r	v	i	w	r	h	o	v	a
n	a	b	e	k	a	m	t	a	b
q	b	h	j	a	b	q	w	e	h
w	x	e	v	o	i	s	t	a	b


blab
fab
lab

cab
flab
nab

crab
gab
scab

dab
grab
stab

drab
jab
tab



ab Crossword Puzzle

A crossword puzzle grid with 7 numbered starting points. The grid is composed of white squares for letters and black squares for empty space. The numbers are: 1 (top center), 2 (top right), 3 (middle right), 4 (middle left), 5 (bottom center), 6 (bottom left), and 7 (bottom left, below 6).

Across

1. taxi
2. to tell someone's secret
3. We pull this to open a can of soda.
4. to take hold of suddenly
5. a little bit
6. to tell someone's secret

Down

1. a sea animal with a shell
2. to stick with something sharp
4. to talk
5. dull or boring
7. a room for science

Word Bank

blab

crab

drab

grab

dab

tab

gab

lab

stab

cab

Suffix City: ab

Look at the root words on the left.

Use your magnetic letters to add -s, -ed, and -ing to make new words.

Write the new words in the boxes below.

*Before adding ed or ing, you have to double the consonant. The first one is done for you.

Root Word	-s	-ed*	-ing*
dab		dabbed	dabbing
grab			
nab			
jab			
gab			



This girl gabs on the telephone morning, noon and night!

Suffix City Cloze: ab


Use your ab Suffix City worksheet to help you fill in the blanks below.

1. The policeman _____ the robber and arrested him.
2. Dad _____ my balloon before it floated away.
3. My mom _____ paint on the wall with a sponge yesterday.
4. Do you like _____ on the telephone?
5. Mom _____ Dad in the ribs when he falls asleep in front of the television and starts to snore!
6. _____ a criminal wasn't easy for the detective.
7. When I get a sunburn, my Mom _____ lotion on it.
8. Sometimes my baby sister _____ the dog's fur.
9. Ouch! I _____ myself with the sewing needle!
10. My sister always _____ on the phone with her friends.



I hope I don't get nabbed or grabbed by the guards!

crab




cab



lab



lab



blab




crab



nab



grab




ab Partner Puzzle

Print the Partner Puzzle on vellum. Laminate for durability or print in gray scale for children to cut, color and glue.

cab



lab




lab



blab



crab



nab



ab Word and Pictures for Sorts and Stuff


-ab Pictures and Words



-ab Pictures and Words

cab

-ab Pictures and Words



-ab Pictures and Words

crab


-ab Pictures and Words



-ab Pictures and Words

lab

ab Pictures and Words



-ab Pictures and Words

lab

ab Word and Pictures for Sorts and Stuff

-ab Pictures and Words



-ab Pictures and Words

nab


-ab Pictures and Words



-ab Pictures and Words

blab

-ab Pictures and Words




-ab Pictures and Words

grab

ab Family Word Slide

____ ab



ab Family Word Slide
(Sound Blending)

Print on vellum, cut, and laminate for durability. Cut the top and bottom slits to the left of the rime chunk for the slide. Model proper use for students: blending to form and say new words.

bl

c


cr

d

dr

f

g



gr

j


l


n

sc

sl

st






ab Stationery


blab, cab, crab, dab, drab, grab, jab,
lab, nab, scab, stab, tab

Write sentences or a story with -ab word of your choice.

Handwriting practice lines consisting of solid top and bottom lines with a dashed middle line. There are five sets of these lines for writing practice.



My -ab Book



My -ab Book